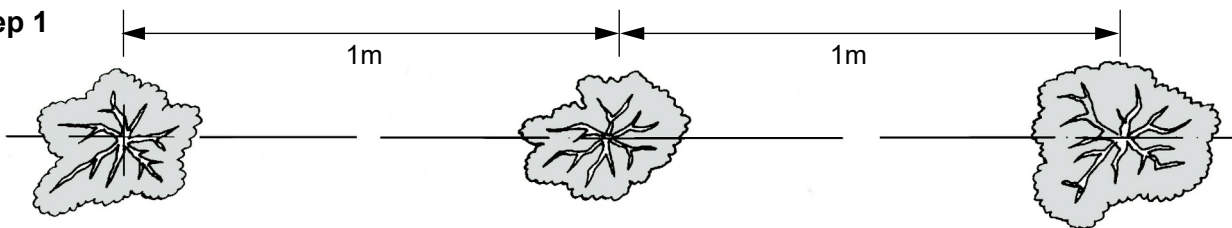




How to plant a bare root hedge

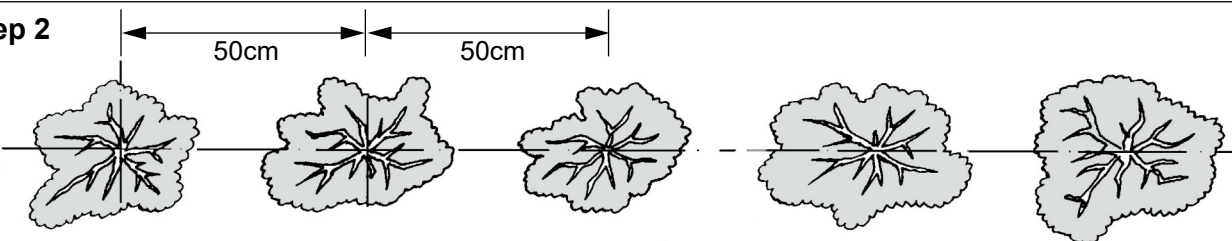
The hedge is planted as a double staggered row of plants, with about 30cm between each row. Each row consists of plants at a spacing of 50cm ($\frac{1}{2}$ a metre) apart.

Step 1




If you are planting a straight hedge you might like to use a line as a guide. Start planting the first row with a spacing of **1m** between each plant until you get to the end of your hedge.

Step 2



Still working on the first row fill in between with additional plants until you get to the end. You should then have a row of plants each with a spacing of 50cm.

Step 3



The second row is planted about 30cm away from the first row. You can use the same method as above, or just plant inline with gaps in the first row.